



Prepared for: Jon Doe Roofing Company

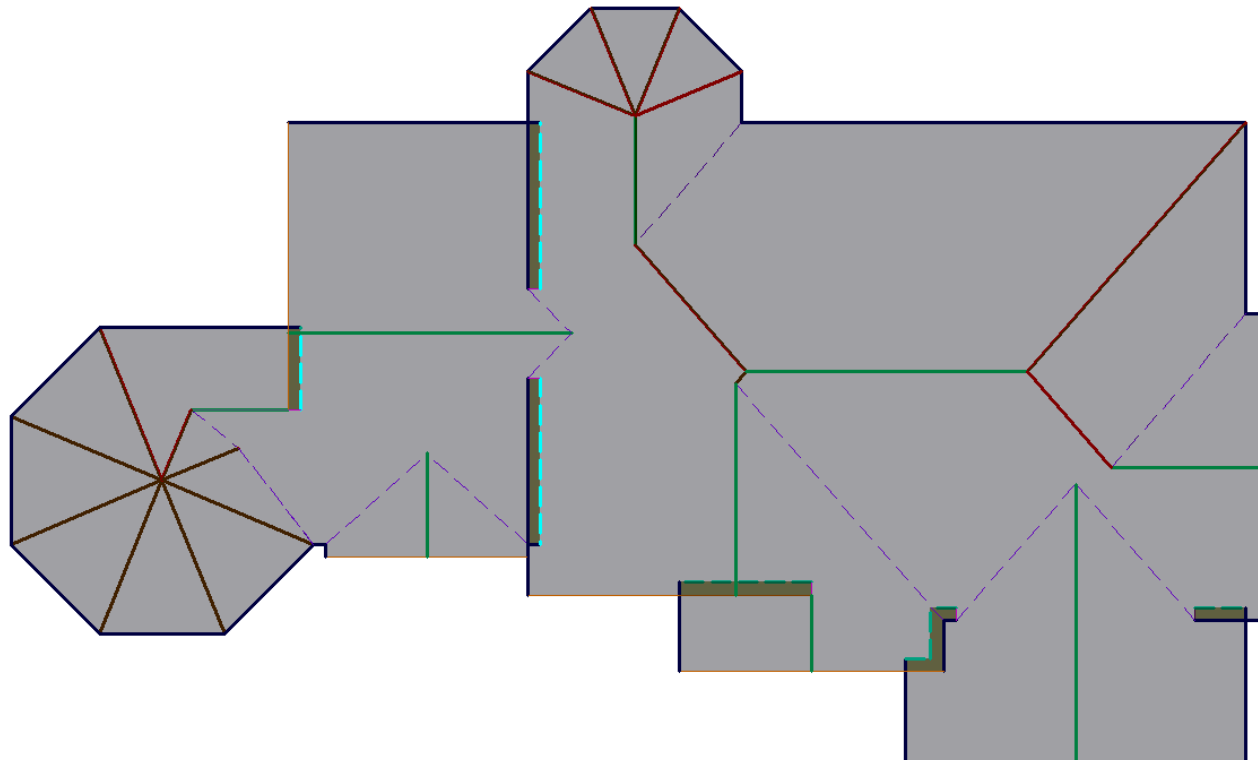
Phone: 844-944-6200

E-mail: sales@aerialreports.com

Site Address: 200 Innovative Way, Nashua, NH, 03062 USA
Coordinates: 42.714133, -71.456670

3D Roof Sketch

Table of Contents



Description	Page
3D Roof Sketch	1
Roof top view	2
Report Summary	2
Oblique Property Views	3
Waste Factor Table	4
Area Calculations	4
Pitch Values	5
Pitch / Area values	5
Length Measurements	6
3D Drawing Key	6
Facet Labels	7
Field Notes	7



	Main Roof	Detached	Totals
Roof Area (ft²)	4825.59	0.00	4825.59
Slopes/ Pitches	9 : 12		
Ridges (lf)	127.65	0.00	127.65
Hips (lf)	211.53	0.00	211.53
Valleys (lf)	158.88	0.00	158.88
Rakes (lf)	164.32	0.00	164.32
Eaves (lf)	243.88	0.00	243.88
Headwall Flashing (lf)	0.00	0.00	0.00
Step Flashing (lf)	77.93	0.00	77.93
Drip Edge (ft²)	408.20	0.00	408.20
Ice/water Shield (3' High)	731.64	0.00	731.64
Total Roof Squares	48.26		

Note:

Oblique Views



North



East

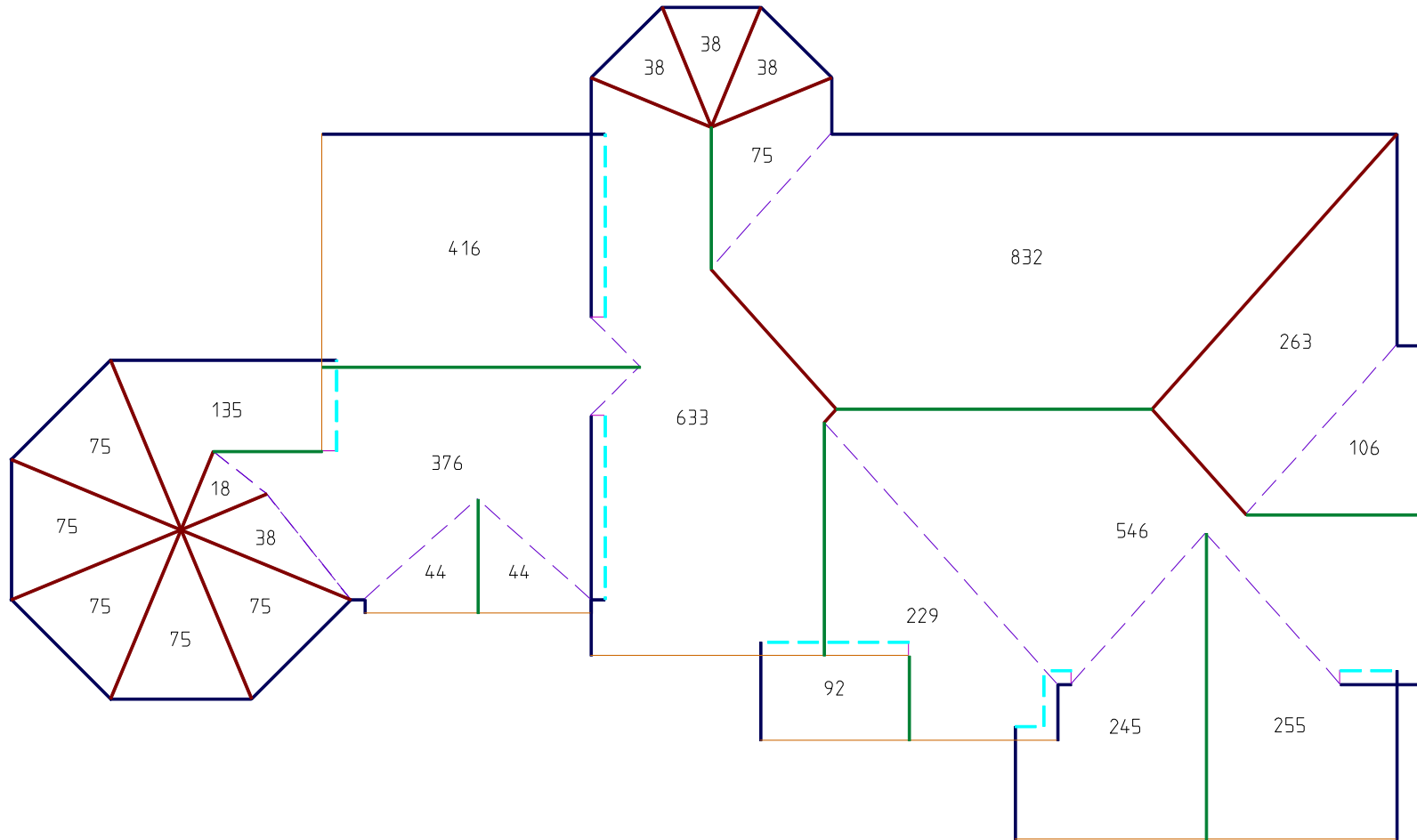


South



West

AREA MEASUREMENTS



Area of each roof facet is rounded to the nearest foot.

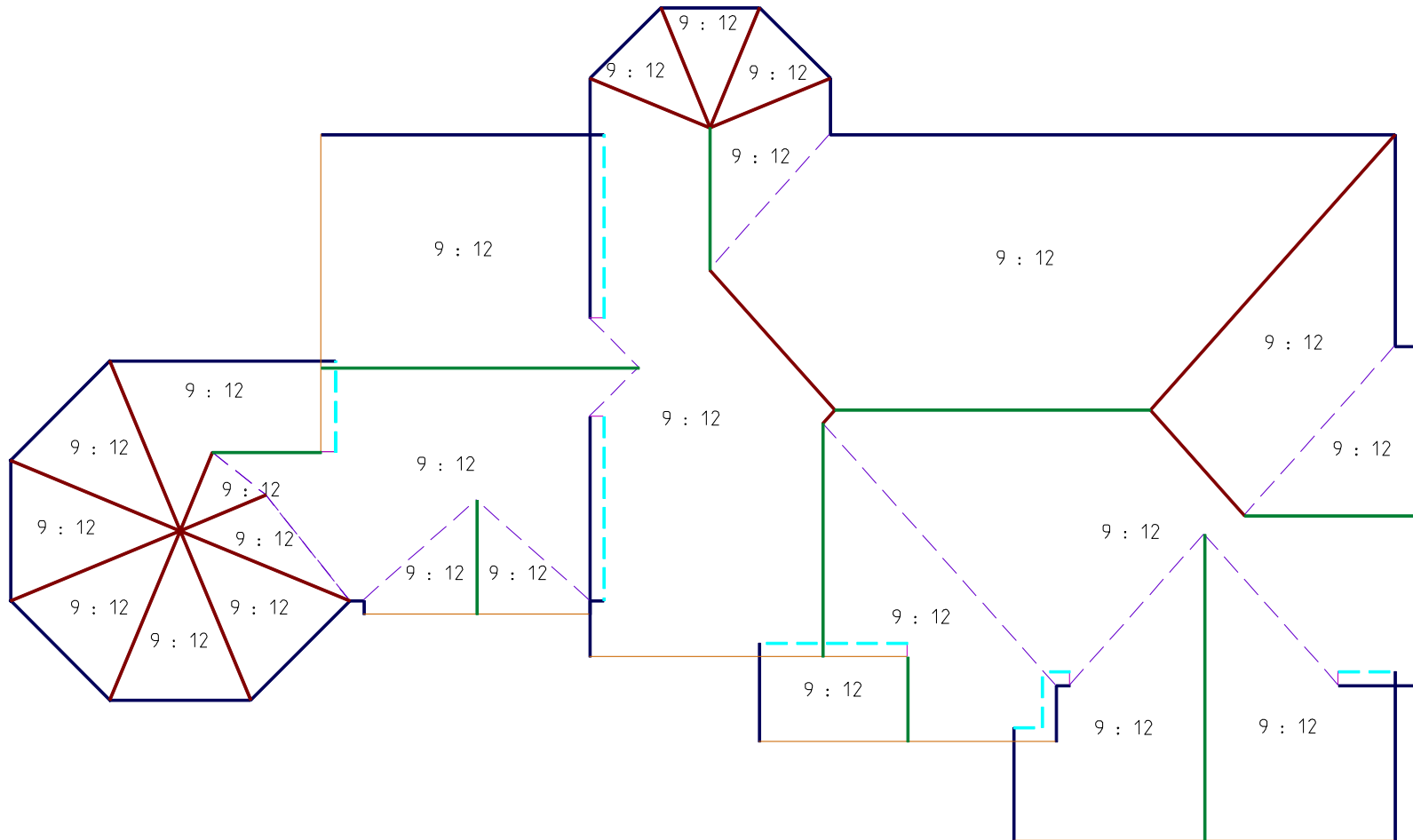
Waste Calculations for 4825.59 (ft²)

Waste %	15 %	20 %	25 %	30 %	40 %
Area	5549.43	5790.71	6031.99	6273.27	6755.83
Squares	55.49	57.91	60.32	62.73	67.56

Please use appropriate waste percentage per roof complexity. Measurements do not account for miscellaneous roof structures or penetrations and should be field verified on site to ensure accuracy before finalizing a bid or ordering roof materials.

PITCH VALUES

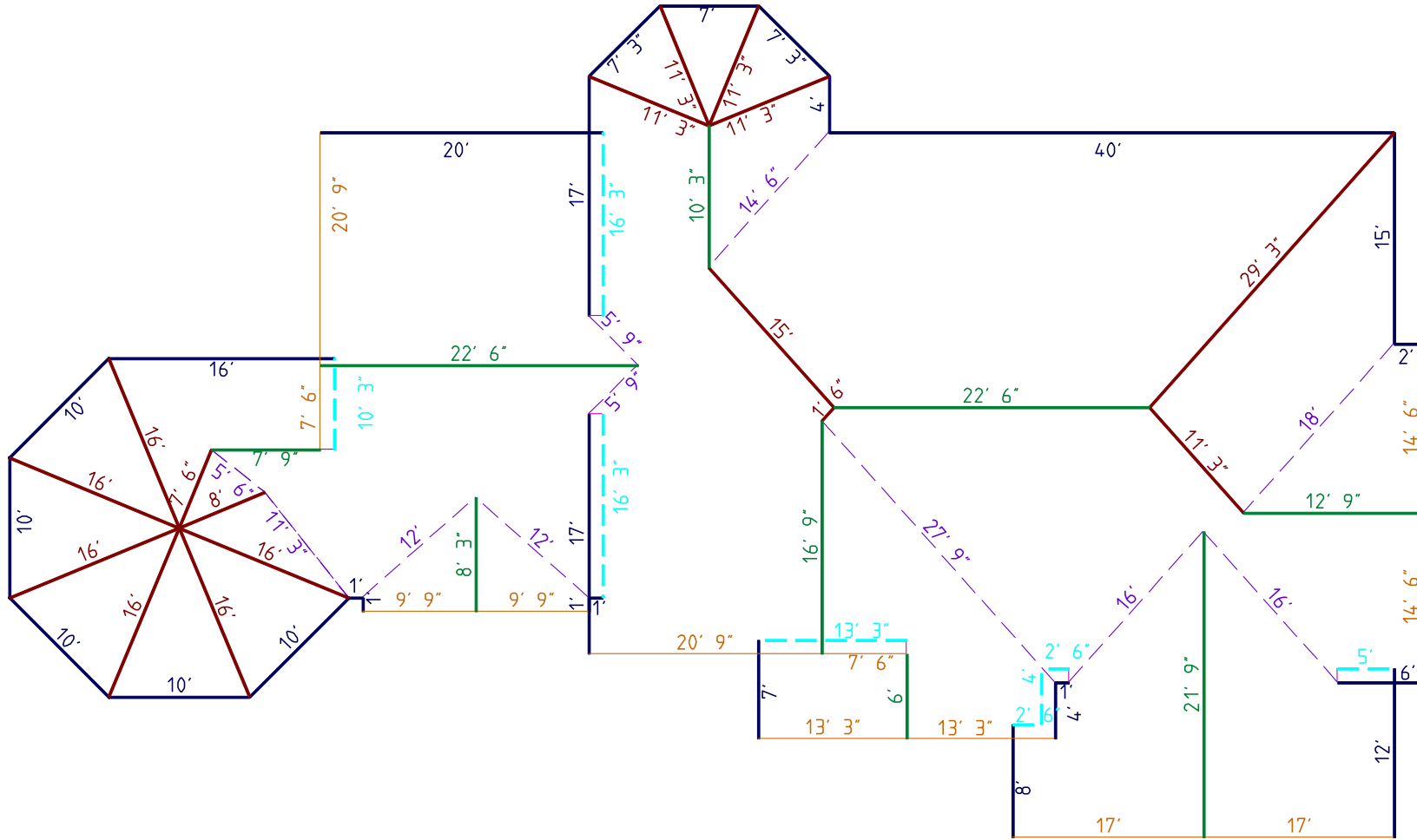
Roof Pitch / Area



Pitch/Slope	Area
9 : 12	4826.0ft ²
Total	4826.0ft²

For some roof facet, pitch labels have been removed for readability.

LENGTH MEASUREMENTS



Length segments are rounded to the nearest whole number for readability.

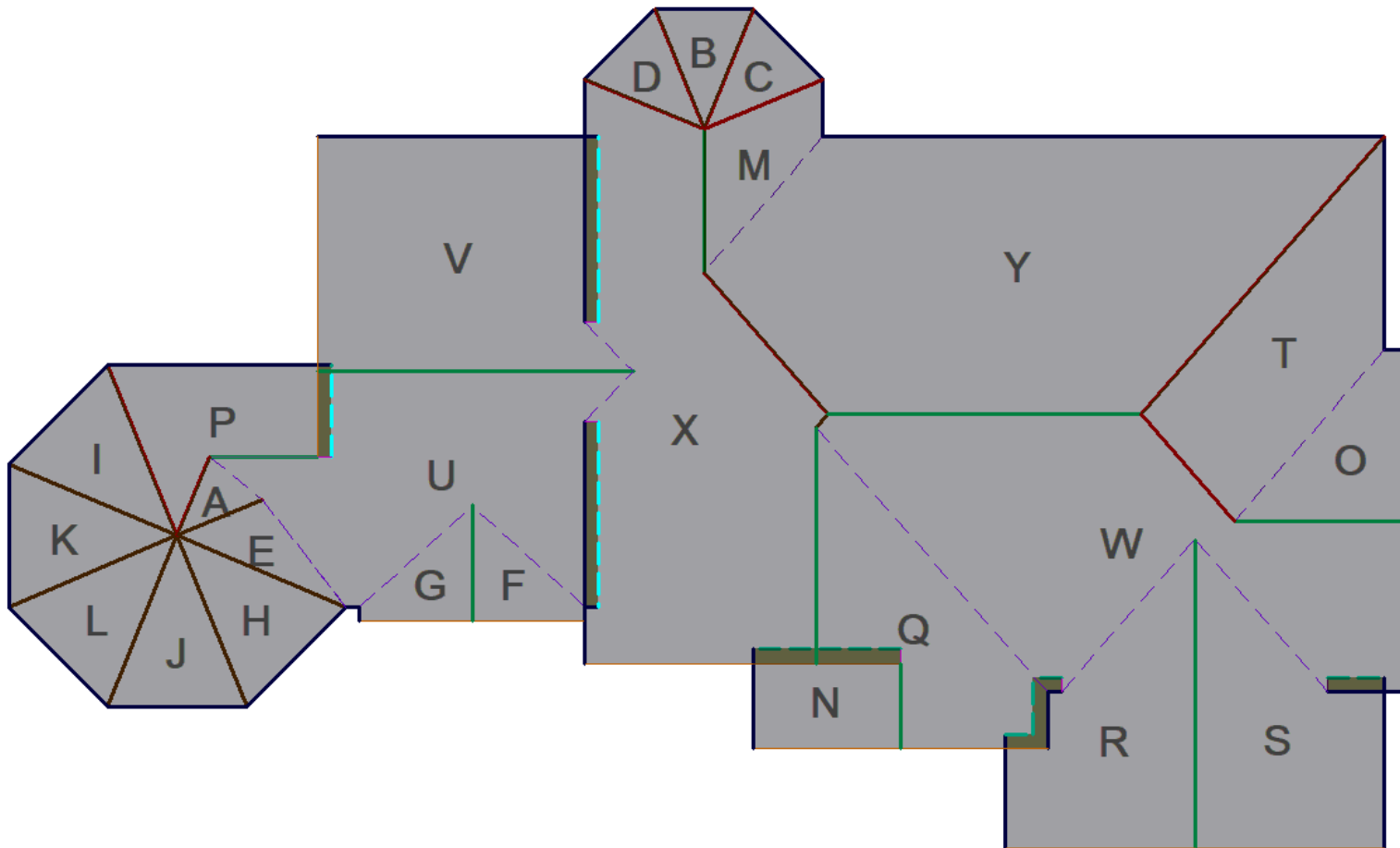
Drawing Key

Drip-Edge/Eaves	Rakes	Ridges	Hips	Valleys	Headwall Flashing	Step Flashing
243.88	164.32	127.65	211.53	158.88	0.00	77.93

Calculations does not include waste factor. Measurements do not account for miscellaneous roof structures or penetrations and should be field verified on site to ensure accuracy before finalizing a bid or ordering roof materials.

FACET LABELS

Field Notes



Facet	Area	Pitch/Slope
A	18ff ²	9 : 12
B	38ff ²	9 : 12
C	38ff ²	9 : 12
D	38ff ²	9 : 12
E	38ff ²	9 : 12
F	44ff ²	9 : 12
G	44ff ²	9 : 12
H	75ff ²	9 : 12
I	75ff ²	9 : 12
J	75ff ²	9 : 12
K	75ff ²	9 : 12
L	75ff ²	9 : 12

M	75ff²	9 : 12
N	92ff²	9 : 12
O	106ff²	9 : 12
P	135ff²	9 : 12
Q	229ff²	9 : 12
R	245ff²	9 : 12
S	255ff²	9 : 12
T	263ff²	9 : 12
U	376ff²	9 : 12
V	416ff²	9 : 12
W	546ff²	9 : 12
X	633ff²	9 : 12
Y	832ff²	9 : 12