

WALL & SIDING STANDARD



Prepared for: John Doe Exteriors

Phone: 844-944-6200

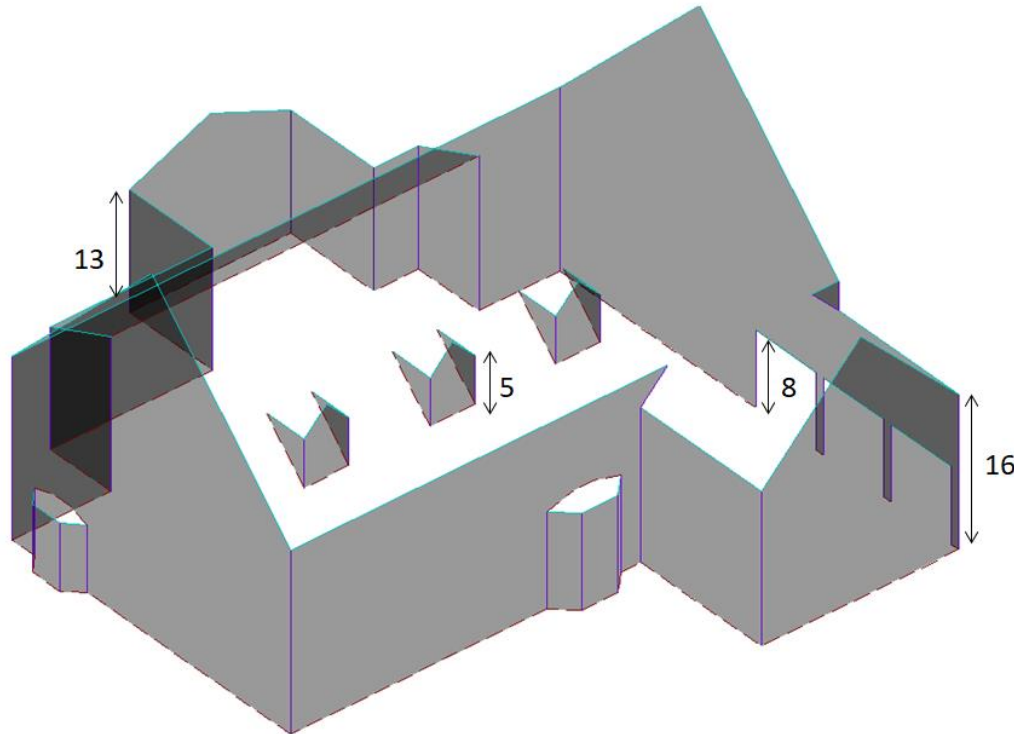
E-mail: sales@aerialreports.com

Site Address: 200 Innovative Way, Nashua, NH, 03062 USA

Coordinates: 42.714133, -71.456670

3D View

Table of Contents



Description	Page
3D View	1
Roof Top view	2
Wall Summary	2
Waste Factor	2
Oblique Views	3
Wall Lengths	4
Wall Facet Labels	5
Wall Area Table	5

Roof Top View



Wall Summary

Total Wall Area (ft²)	5386.03
No of Wall Facets	29
Wall Top (ft)	449.30
Wall Bottom (ft)	359.38
Wall Corners (ft)	370.48
Inside Corners	7
Length of Inside Corners	99.33
Outside Corners	30
Length of Outside Corners	271.15
Total Wall Length	376.49
No of Wall Bases	41
No of Wall tops	40

Waste %	15 %	20 %	25 %	30 %
Wall Area	6193.93	6463.24	6732.54	7001.84
Wall Squares	61.94	64.63	67.33	70.02

This table shows the total wall area including windows and doors, based upon different waste percentages. Garage Door surface area is excluded. Please Note that only the wall area is included in these waste calculations. Accessories may require additional material. The waste factor is subject to the complexity of the structure, image quality, siding techniques, and your experience. Please consider this and use appropriate waste percentage.

Property Views



North



East

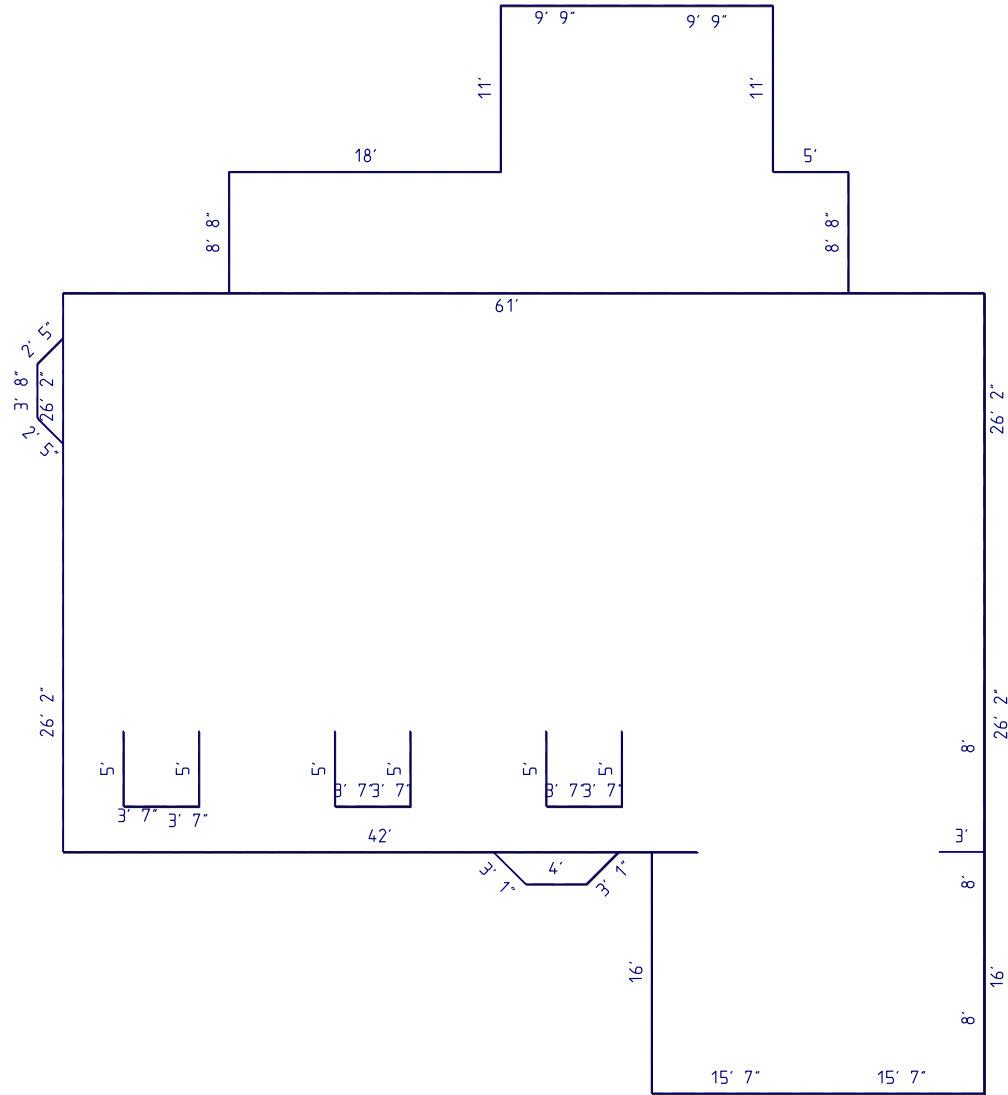


South



West

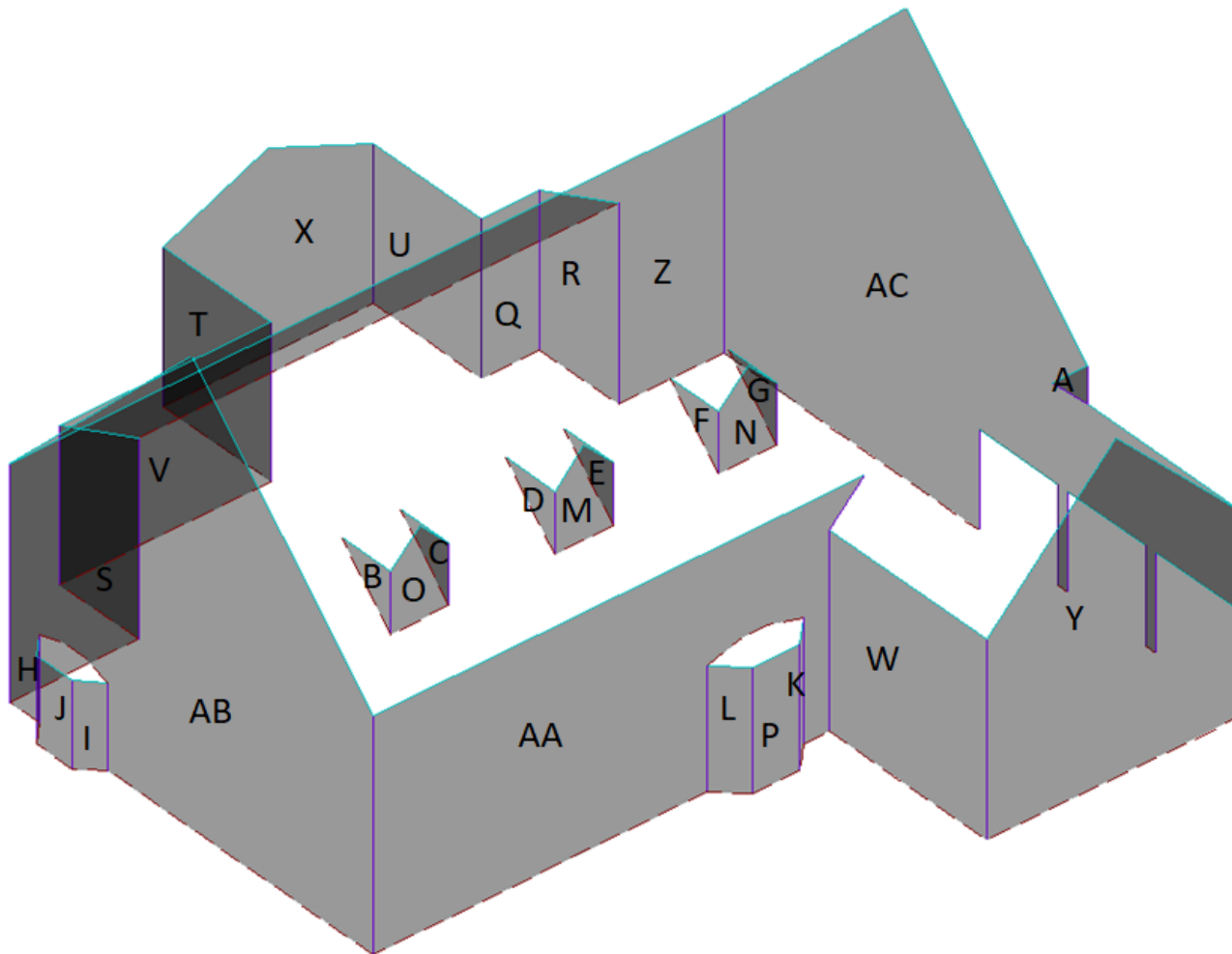
Wall lengths



Length segments are rounded to the nearest whole number for readability.

Wall Facet Labels

Wall Facet Table



Facet	Area	Plane Type
A	5ft ²	Wall
B	13ft ²	Wall
C	13ft ²	Wall
D	13ft ²	Wall
E	13ft ²	Wall
F	13ft ²	Wall
G	13ft ²	Wall
H	17ft ²	Wall
I	17ft ²	Wall
J	26ft ²	Wall
K	31ft ²	Wall
L	31ft ²	Wall

M	32ff²	Wall
N	32ff²	Wall
O	32ff²	Wall
P	40ff²	Wall
Q	64ff²	Wall
R	115ff²	Wall
S	115ff²	Wall
T	140ff²	Wall
U	140ff²	Wall
V	228ff²	Wall
W	256ff²	Wall
X	262ff²	Wall
Y	473ff²	Wall

Z	503ff²	Wall
AA	658ff²	Wall
AB	994ff²	Wall
AC	1110ff²	Wall